



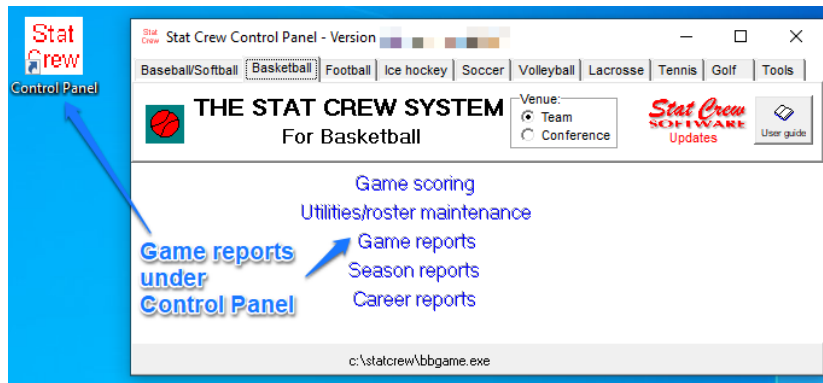
8721 Colerain Ave
 PO Box 531520
 Cincinnati, OH 45253

Phone: (513) 771-4192
 (513) 771-4195
 @Stat_Crew
www.statcrew.com
support@statcrew.com

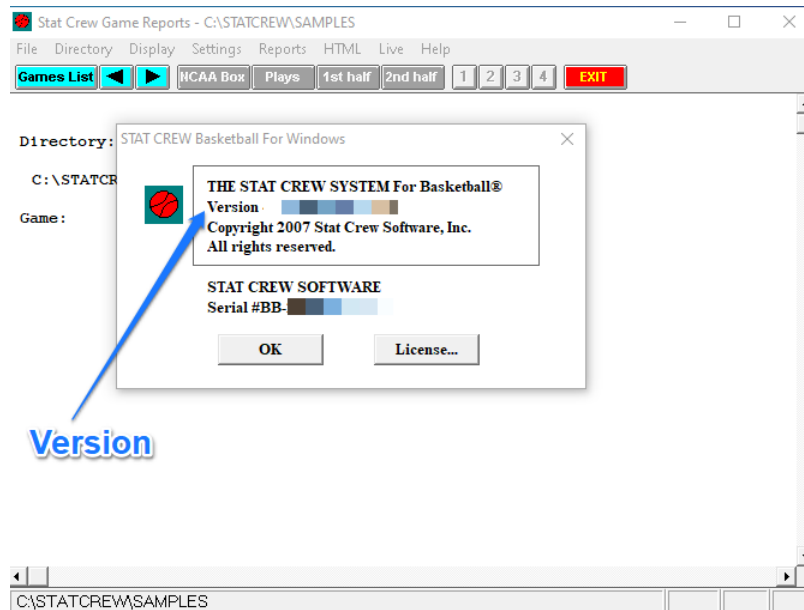
XML Activation for Live Stats 2021-22 (x.23)

After downloading and installing the most recent version of the legacy software, follow the steps below to enable XML activation for live stats.

First, click on the Control Panel icon from your desktop:



Once in the Control Panel, select a sport from the tabs, then select Game Reports → Help → About:



Confirm the version reads x.23 or later. Repeat the steps for each sport. Please note that this does not apply to The Automated ScoreBook for Golf or The Automated ScoreBook for Tennis.

If the XML does not automatically activate, follow the reminder steps below

Once in the Control Panel, select a sport from the tabs, then select Game Reports → Live → Live setup. Next, check boxes for the following:

At top:

- Activate

Under “FTP settings”:

- Auto-send FTP
 - Xml

Under “Copy file settings”:

- Auto-copy files
 - Xml

Under “XML output”:

- Enable XML stats feed

Under “Other settings”:

- Show stats on screen

Live stats settings

Activate Gametracker ID:

FTP settings

Auto-send FTP Html Xml

FTP site:

User ID:

Password:

Target directory:

Copy file settings

Auto-copy files Html Xml

Target directory:

XML output

Enable XML stats feed

Xml filename:

Code:

Other settings

Show stats on screen

Reverse play-by-play

Show team logos

Show links to views

Show last play text

Poll rate in seconds:

OK Cancel

Click **OK** when finished

After the above steps have been completed, a dialogue message will appear reading “XML has been activated.”

XML validation

XML has been activated.

[Activation](#)


OK

Now, the XML activation code will be filled in (check for the code under Game Reports → Live → Live setup).

XML output

Enable XML stats feed

Xml filename:

Code: BBX- 

Code

The computer is now ready for live stats with the XML data. Refer to web host instructions for FTP settings, testing, etc.