

The Stat Crew System™ for Basketball

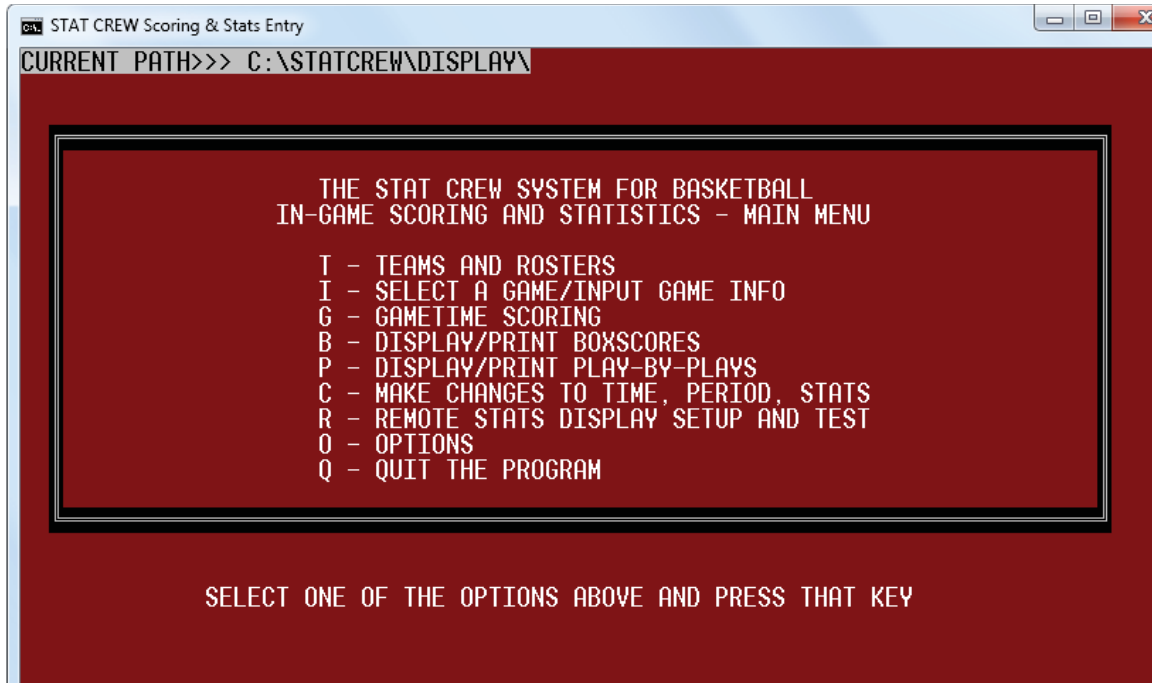
- **Main Menu**

Key-in rosters

Create and select from list of games

Score the game

Make changes to statistics



A screenshot of a Windows application window titled "STAT CREW Scoring & Stats Entry". The window shows a command prompt with the current path set to "C:\STATCREW\DISPLAY\". The main content is a red background with white text. At the top, it says "THE STAT CREW SYSTEM FOR BASKETBALL IN-GAME SCORING AND STATISTICS - MAIN MENU". Below this is a list of options: T - TEAMS AND ROSTERS, I - SELECT A GAME/INPUT GAME INFO, G - GAMETIME SCORING, B - DISPLAY/PRINT BOXSCORES, P - DISPLAY/PRINT PLAY-BY-PLAYS, C - MAKE CHANGES TO TIME, PERIOD, STATS, R - REMOTE STATS DISPLAY SETUP AND TEST, O - OPTIONS, and Q - QUIT THE PROGRAM. At the bottom, it says "SELECT ONE OF THE OPTIONS ABOVE AND PRESS THAT KEY".

```
STAT CREW Scoring & Stats Entry
CURRENT PATH>>> C:\STATCREW\DISPLAY\

THE STAT CREW SYSTEM FOR BASKETBALL
IN-GAME SCORING AND STATISTICS - MAIN MENU

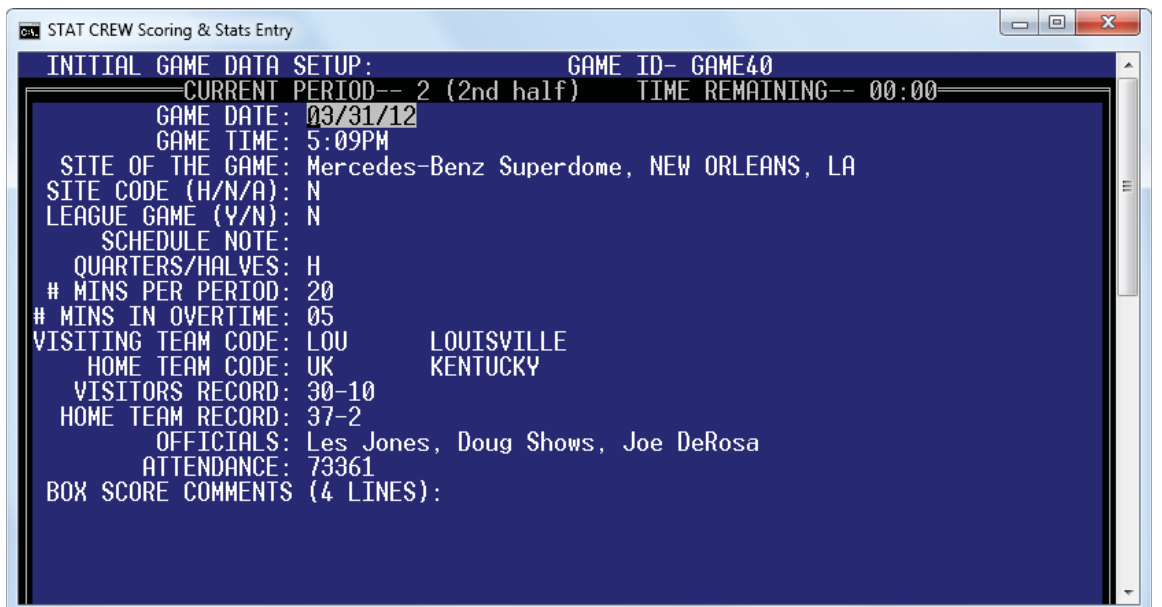
T - TEAMS AND ROSTERS
I - SELECT A GAME/INPUT GAME INFO
G - GAMETIME SCORING
B - DISPLAY/PRINT BOXSCORES
P - DISPLAY/PRINT PLAY-BY-PLAYS
C - MAKE CHANGES TO TIME, PERIOD, STATS
R - REMOTE STATS DISPLAY SETUP AND TEST
O - OPTIONS
Q - QUIT THE PROGRAM

SELECT ONE OF THE OPTIONS ABOVE AND PRESS THAT KEY
```

- **Game Information**

Indicate quarters or halves

Add game notes to the box score



A screenshot of a Windows application window titled "STAT CREW Scoring & Stats Entry". The window shows a command prompt with a dark blue background and white text. The text displays game information for "GAME ID- GAME40". The current period is "2 (2nd half)" and the time remaining is "00:00". The game date is "03/31/12" and the game time is "5:09PM". The site of the game is "Mercedes-Benz Superdome, NEW ORLEANS, LA". The site code is "N", and it is not a league game. The schedule note is "QUARTERS/HALVES: H". The number of minutes per period is "20" and the number of minutes in overtime is "05". The visiting team code is "LOU" (LOUISVILLE) and the home team code is "UK" (KENTUCKY). The visitors record is "30-10" and the home team record is "37-2". The officials are "Les Jones, Doug Shows, Joe DeRosa" and the attendance is "73361". The box score comments are "(4 LINES)".

```
STAT CREW Scoring & Stats Entry

INITIAL GAME DATA SETUP:          GAME ID- GAME40
CURRENT PERIOD-- 2 (2nd half)    TIME REMAINING-- 00:00
GAME DATE: 03/31/12
GAME TIME: 5:09PM
SITE OF THE GAME: Mercedes-Benz Superdome, NEW ORLEANS, LA
SITE CODE (H/N/A): N
LEAGUE GAME (Y/N): N
SCHEDULE NOTE:
QUARTERS/HALVES: H
# MINS PER PERIOD: 20
# MINS IN OVERTIME: 05
VISITING TEAM CODE: LOU          LOUISVILLE
HOME TEAM CODE: UK              KENTUCKY
VISITORS RECORD: 30-10
HOME TEAM RECORD: 37-2
OFFICIALS: Les Jones, Doug Shows, Joe DeRosa
ATTENDANCE: 73361
BOX SCORE COMMENTS (4 LINES):
```

STATCREW SOFTWARE

• Game Time Input

Displays players in the current game

Shows running clock

Prompts display for each input sequence

Possession toggles automatically on made field goals and turnovers

STAT CREW Scoring & Stats Entry

01/01

TIME REMAINING: 00:08 2nd half *** CLOCK IS STOPPED ***

HOME TEAM: KENTUCKY 69											VISITORS: LOUISVILLE 61										
##	NAME	FG	FA	3M	FT	FA	RB	AS	PF	TP	##	NAME	FG	FA	3M	FT	FA	RB	AS	PF	TP
01	Miller, D	4	7	1	4	4	3	0	2	13	02	SMITH, Ru	4	15	0	1	2	3	1	2	9
14	Kidd-Gilc	4	6	0	1	4	4	1	3	9	03	SIVA, Pey	4	11	1	2	2	3	3	2	11
20	Lamb, Dor	4	9	0	2	3	1	1	1	10	10	DIENG, Go	3	10	0	1	1	12	2	2	7
25	Teague, M	7	8	0	4	6	14	2	2	18	14	KURIC, Ky	3	8	1	0	1	5	0	3	7
23	Davis, An	2	3	1	0	0	1	0	0	5	25	BLACKSHEA	3	5	1	2	3	4	0	4	9

SHOT BY: (Key in a player ##)

TOTALS...	28	49	2	11	20	33	9	14	TOTALS...	24	69	4	9	13	40	7	16
FG%: 0.571	3FG%: 0.286	FT%: 0.550	FG%: 0.348	3FG%: 0.364	FT%: 0.692												
TEAM--> TURNVRS:14	BLOCKS:07	STEALS:07	TEAM--> TURNVRS:12	BLOCKS:04	STEALS:05												
paint:40	offto:15	2ndch:10	fastb:04	paint:38	offto:14	2ndch:13	fastb:06										
FG SHOT JUMPER	VISITORS AT 00:08																

STAT CREW Scoring & Stats Entry

01/01

TIME REMAINING: 00:08 2nd half *** CLOCK IS STOPPED ***

HOME TEAM: KENTUCKY 69											VISITORS: LOUISVILLE 61										
##	NAME	FG	FA	3M	FT	FA	RB	AS	PF	TP	##	NAME	FG	FA	3M	FT	FA	RB	AS	PF	TP
01	Miller, D	4	7	1	4	4	3	0	2	13	02	SMITH, Ru	4	15	0	1	2	3	1	2	9
14	Kidd-Gilc	4	6	0	1	4	4	1	3	9	03	SIVA, Pey	4	11	1	2	2	3	3	2	11
20	Lamb, Dor	4	9	0	2	3	1	1	1	10	10	DIENG, Go	3	10	0	1	1	12	2	2	7
25	Teague, M	7	8	0	4	6	14	2	2	18	14	KURIC, Ky	3	8	1	0	1	5	0	3	7
23	Davis, An	2	3	1	0	0	1	0	0	5	25	BLACKSHEA	3	5	1	2	3	4	0	4	9

PRESS A RESULT CODE...

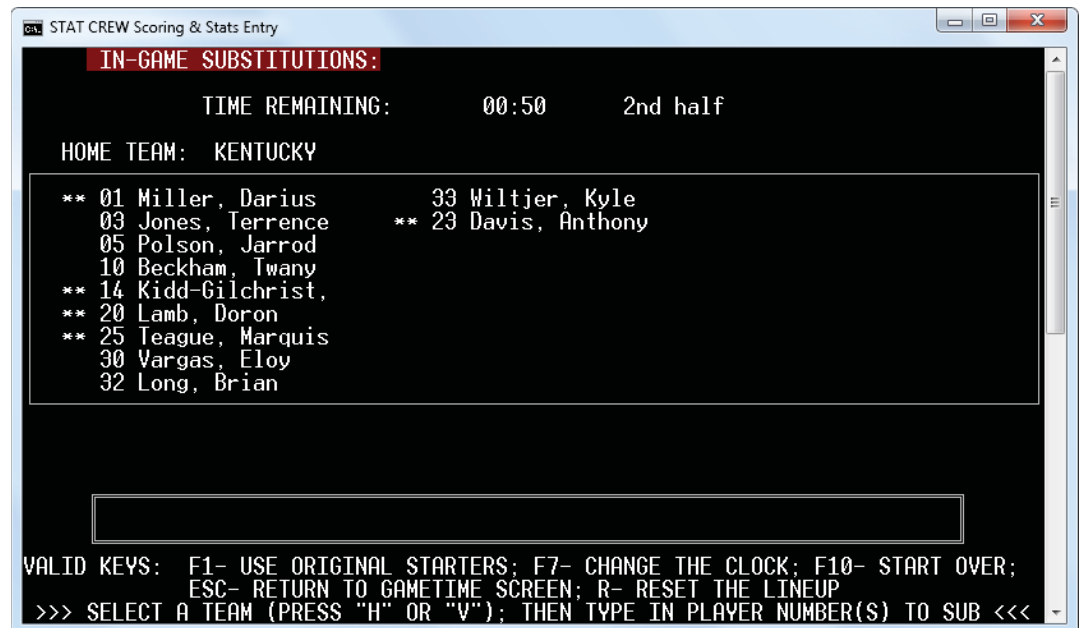
G (or Q) - GOOD FIELD GOAL	F - GOOD FG ON A FAST BREAK
Y - GOOD 3PT FIELD GOAL	R - MISSED SHOT (REBOUND)
P - GOOD FG IN THE PAINT	X - MISSED 3PT SHOT (REBOUND)
Z - GOOD FG- FAST BREAK & PAINT	K - BLOCKED SHOT

TOTALS...	28	49	2	11	20	33	9	14	TOTALS...	24	69	4	9	13	40	7	16
FG%: 0.571	3FG%: 0.286	FT%: 0.550	FG%: 0.348	3FG%: 0.364	FT%: 0.692												
TEAM--> TURNVRS:14	BLOCKS:07	STEALS:07	TEAM--> TURNVRS:12	BLOCKS:04	STEALS:05												
paint:40	offto:15	2ndch:10	fastb:04	paint:38	offto:14	2ndch:13	fastb:06										
FG SHOT JUMPER	14-KURIC, Kyle	VISITORS AT 00:08															

STATCREW SOFTWARE

• Substitutions

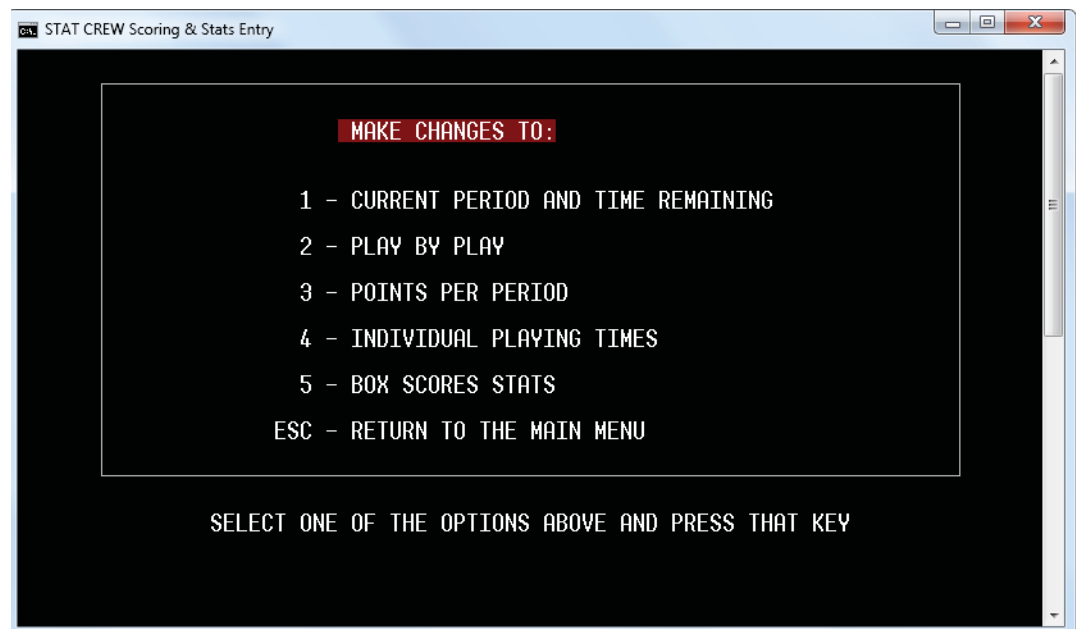
Key-in uniform numbers of players entering and exiting the game



• Game Statistics Edit

Make changes to the box score, play-by-play, and playing times

Set up for next period.



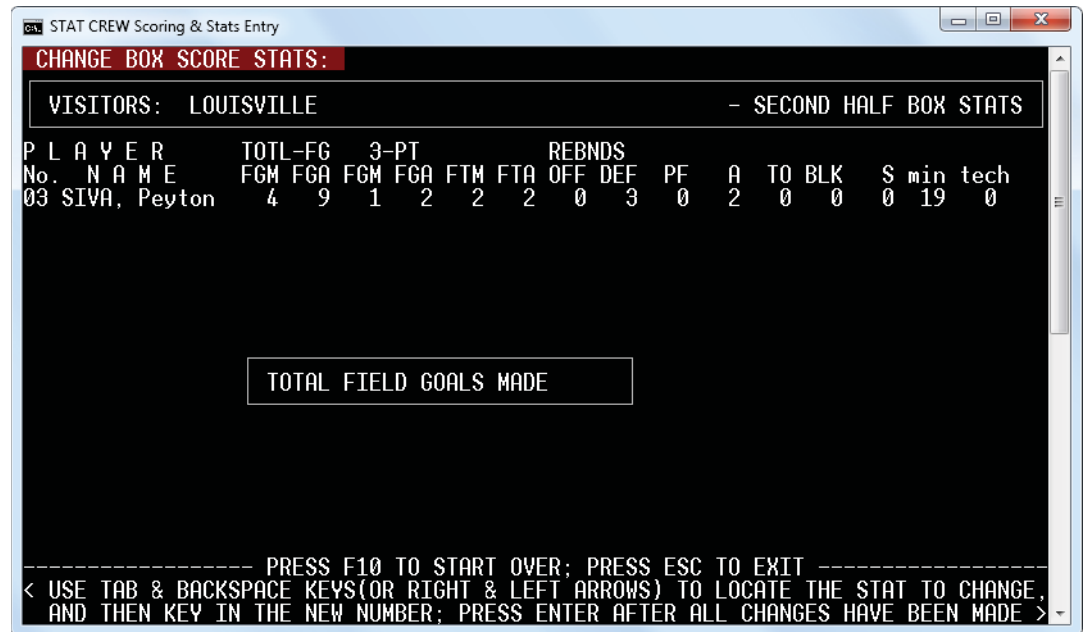
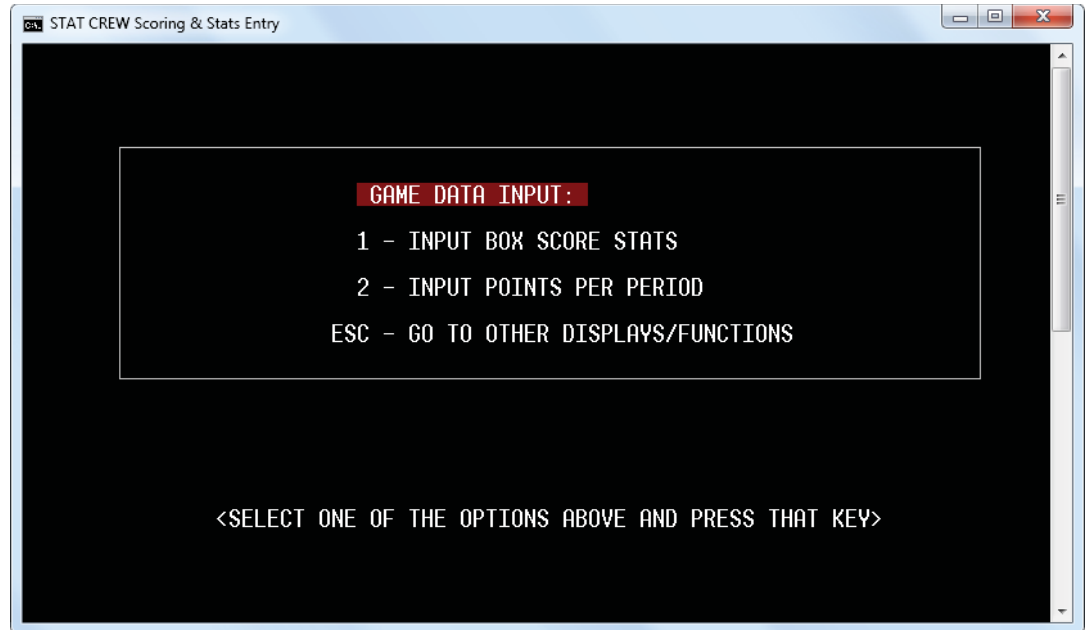
STATCREW SOFTWARE

- **Manual entry**

Enter box score statistics following the contest

Enter players' statistics, by half, or game totals

Enter team totals for each period



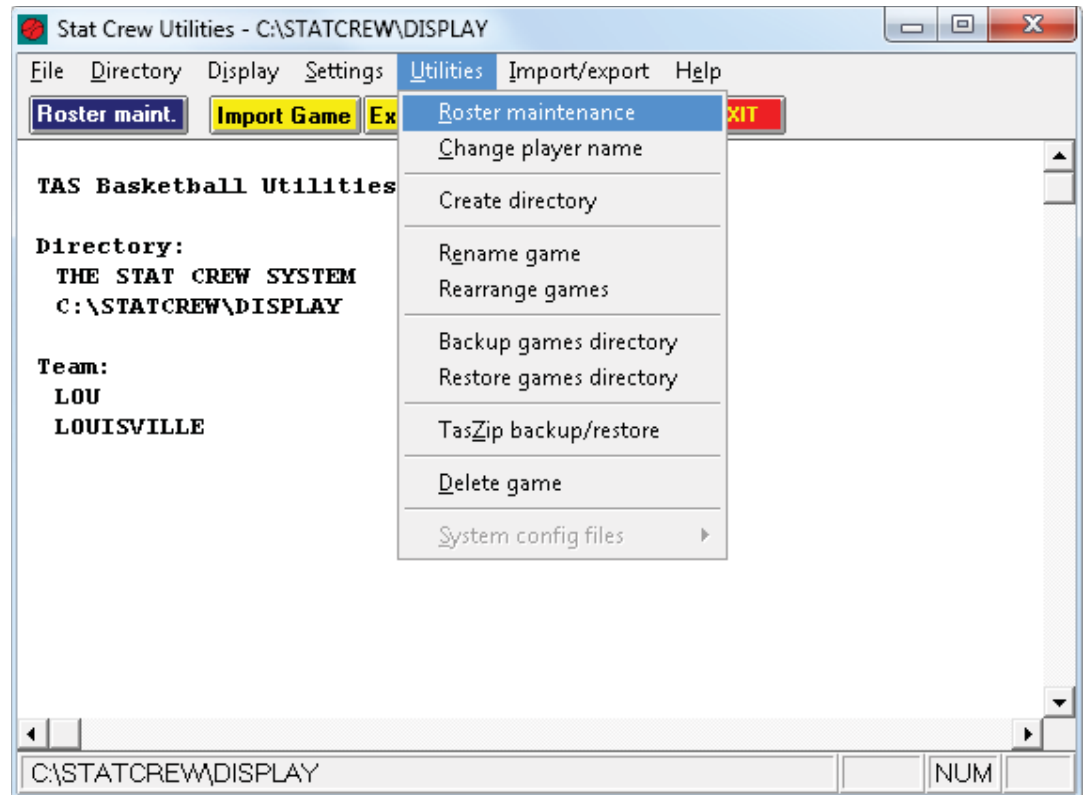
STATCREW SOFTWARE

• Windows Utilities

Create separate directories for men's and women's teams

Import and/or export games and rosters

Make changes to rosters



• Game Reports

Sort box score statistics by uniform number or by starters

Show "specialty stats" in the box score

Generate reports with tab stops

Print or save as .PDF or other designated file type

Generate .HTML box scores



STATCREW SOFTWARE

• Season Reports

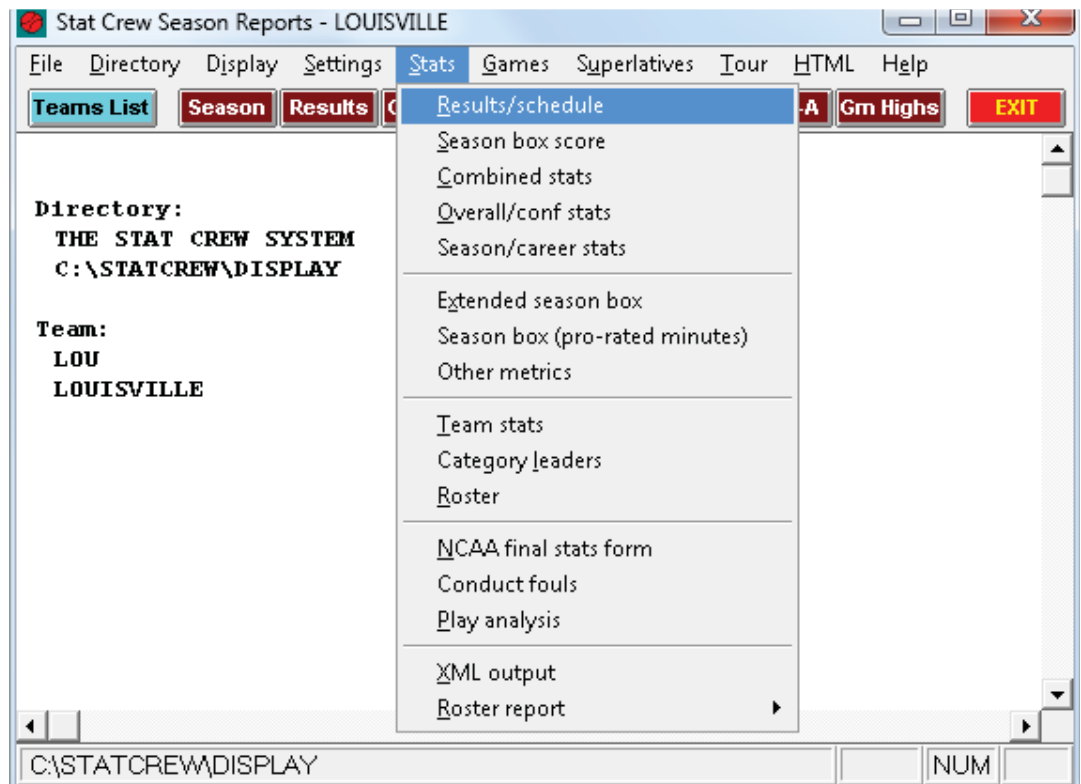
Sort statistics by name or uniform number

Include conference statistics line with overall statistics

Show, flag or hide inactive players

Create a .XML report for NCAA reporting

Generate .HTML files for season statistics



• Career Reports

Separate men's and women's directories

Manually enter previous season totals and records, or capture from previous season files

Capture overall, conference-only, and vs. specific opponent

Generate .HTML files for career stats

